












**County of Los Angeles**  
**Commonly Ordered Equipment**  
**Ergonomics Standard Product List**  
Last update: 8/04/2023

PRODUCT TYPES	MANUFACTURERS	MODEL NO.	DESCRIPTIONS	PICTURES
<b>Corner Sleeve</b>	Workrite Sales Rep: Joel Nobel 949-579-0674 jnoble@workriteergo.com	179ACD-B Adjustable Corner Diagonal	<ul style="list-style-type: none"> <li>Converts 90° &amp; curved corners (up to 9") to usable work areas</li> <li>Allows use of adjustable arm and keyboard platform when the natural corner of the worksurface does not permit it</li> <li>Adjusts to fit 1" to 2.25" thick worksurfaces</li> <li>Clamping design eliminates spacers, saving installation time</li> </ul> <p>Dimensions: 12"W x 1.75"H</p>	
<b>Corner Sleeve</b>	Humanscale Sales Rep: Harvey Thompson 310-486-6119 hthompson@humanscale.com	DE-200 (Corner sleeve fits desks 1" to 1.5", 16" diameter)  DE 250 (Corner sleeve fits desks 1.5" to 2.5", 16" diameter)	<ul style="list-style-type: none"> <li>16" Corner Sleeve</li> </ul>	
<b>Document Holder</b>	Workrite Sales Rep: Joel Nobel 949-579-0674 jnoble@workriteergo.com	2560	<ul style="list-style-type: none"> <li>Places documents directly in-line with the monitor; reducing bending and twisting of neck and shoulders</li> <li>Made with 1/4" ultra-thin composite plastic</li> <li>Slotted style angle adjustment lets you instantly change angle from 42° to 82°</li> <li>5 3/8" height adjustability allows document holder to drop over front edge of work surface so that documents do not block view of the monitor</li> <li>Available in two sizes: 11 3/4" wide and 17 3/4" wide</li> <li>Color: black</li> </ul> <p>Dimensions: 11 3/4" or 17 3/4" wide x 9 1/2" deep x 11 1/2" high</p>	
<b>Document Holder</b>	3M	DH640 – In-line Document Holder	<ul style="list-style-type: none"> <li>Height and angle adjustable document holder places documents in-line with your monitor and keyboard reducing movement of eyes, neck and shoulders minimizing strain and increasing comfort</li> <li>The stable weighted base allows ledge to dip below the desk edge increasing desk space</li> <li>Elastic line guide marks you place, keeps pages open and stretches to accommodate even the thickest books</li> <li>The 18" wide backplate and 300 sheet capacity supports books, catalogs and just about any size document</li> </ul>	




**County of Los Angeles  
Commonly Ordered Equipment  
Ergonomics Standard Product List  
Last update: 8/04/2023**

PRODUCT TYPES	MANUFACTURERS	MODEL NO.	DESCRIPTIONS	PICTURES
<b>Electric Stapler</b>	Stanley Bostich	Premium Impulse Drive Electric Full Strip Stapler  20 Sheet Capacity Item #: 790113  45 Sheet Capacity Item #: B8E-VALUE	<ul style="list-style-type: none"> <li>Electric full strip stapler</li> <li>20 or 45 sheet capacity available.</li> </ul>	
<b>Electric Hole Punch</b>	Swingline	Optima 20 Electric Punch  Item #: A7074520	<ul style="list-style-type: none"> <li>Compact electric hole punch is lightweight and easily portable, powered by an AC adapter or 6AA batteries.</li> <li>Efficient electronics combined with alignment indicators provide professional looking results.</li> </ul>	
<b>Floor Mat</b>	Ultra SmartMat	Ultra SmartMat	<p>The Ultra Smart Mat in our Classic Black color. The same thickness, cushion and function as the Premium Smart Mat with an antimicrobial rubber top treated for the life of the product.</p> <p>Overall Mat Thickness: 3/4" (includes cushion, backing and surface materials)            Surface Type: Nitrile Rubber            Cushion Type: Nitrile Closed Cell Cushion            Thickness: 0.625"            Dimensions: Size: 32"x21"</p>	
<b>Footrest</b>	3M	FR330	<ul style="list-style-type: none"> <li>Adjustable tilt &amp; height</li> <li>Heavy-duty steel</li> <li>Contoured "non-skid" foot platform designed for maximum comfort</li> </ul> <p>Dimensions: 4"H x 18"W x 13"D</p>	




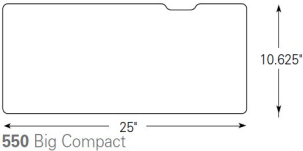
**County of Los Angeles**  
**Commonly Ordered Equipment**  
**Ergonomics Standard Product List**  
Last update: 8/04/2023

PRODUCT TYPES	MANUFACTURERS	MODEL NO.	DESCRIPTIONS	PICTURES
<b>Headset</b>	Plantronics (Wireless)	CS540/HL10 (with lifter)  Item#: 84691-11	Wireless headset, customizable wearing options to match personal style. Convertible over-the-ear or over-the-head monaural options. Up to 7 hours of talk time. Includes HL10 handset lifter for remote call control. Voice-dedicated technology provides better audio and eliminates interference from Wi-Fi networks while advanced wideband audio provides high definition voice quality. <ul style="list-style-type: none"> <li>NOTE: Contact IT before purchase.</li> </ul>	
<b>Headset</b>	Poly – Bluetooth (Wireless)	Voyager 4300 UC	<ul style="list-style-type: none"> <li>Bluetooth v5.2, wireless range (with included BT700 USB adapter)</li> <li>Flexible noise canceling boom with dual microphone</li> <li>Battery Charge time: 1.6 hours for a full charge Fast Charge: up to 10 hours listening time after 15 mins of charge</li> <li>Range - Voyager 4300 UC Series: up to 50 meters/164 feet Multipoint connectivity, headset connect to two devices at the same time, remembers up to 8 devices</li> <li>Headset Controls: Call answer/end, mute, volume +/-, power ON/OFF/PAIRING</li> </ul> <ul style="list-style-type: none"> <li>2-year limited warranty included</li> </ul>	
<b>Headset</b>	Logitech (Wireless)	Zone Wireless 640-008409 002	<ul style="list-style-type: none"> <li>Open workspaces are great for collaboration, but not so great when the noise around you makes it hard to concentrate. Active noise cancellation substantially reduces unwanted ambient sound, so you can get focused and stay focused.</li> <li>Great for Music and Talking with immersive sound for listening to music and a noise-canceling mic that ensures that your voice is heard on the other end of a call—not the noise around you.</li> <li>On ear controls to adjust volume, start/end calls, and invoke Teams. Plus button controls for power, active noise cancellation (ANC), wireless Bluetooth pairing, and mute on/off or use the flip-to-mute mic feature.</li> <li>Designed to be comfortable for use all day, every day. The silicone-padded headband is lightweight and provides just the right clamping force for a great fit. Soft leatherette ear pads are cushiony and breathable, so your ears don't get hot.</li> <li>Connect to your computer and smartphone simultaneously and seamlessly switch between connected devices at will. The 30m (100') wireless range provides freedom to roam</li> </ul>	

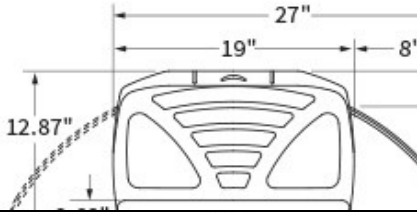
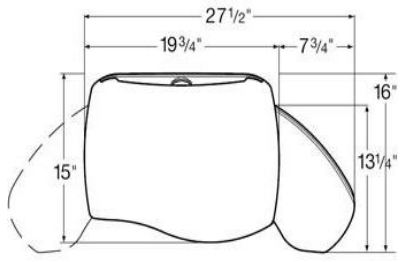

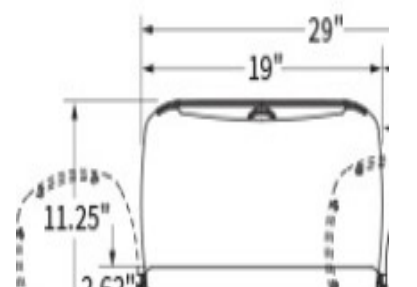
**County of Los Angeles**  
**Commonly Ordered Equipment**  
**Ergonomics Standard Product List**  
Last update: 8/04/2023

PRODUCT TYPES	MANUFACTURERS	MODEL NO.	DESCRIPTIONS	PICTURES
			while staying connected.	
<b>Keyboard</b>	Logitech	K 350 2.4 Ghz Wireless keyboard	<ul style="list-style-type: none"> <li>• Wave design with Constant Curve layout</li> <li>• Curved layout guides hands into just the right position</li> <li>• Cushioned palm rest makes work easier</li> <li>• Logitech Unifying receiver: The tiny Unifying receiver stays in your notebook, so there's no need to unplug it when you move around. And you can easily add compatible wireless mice and keyboards to the same wireless receiver</li> </ul> Dimensions: 18.9 x 9.9 x 2.9 inches ; 3.3 pounds	
<b>Keyboard</b>	Logitech	Ergo K860 Split Wireless Keyboard	<ul style="list-style-type: none"> <li>• Wireless range: 10 m (33-ft) wireless range</li> <li>• Pillowed Wrist Rest: Curved wrist rest with memory foam</li> <li>• Scooped keys match the shape of your fingertips</li> <li>• Tilt legs of 0, -4 and -7 degrees</li> <li>• Connect with the USB receiver or Bluetooth</li> </ul> Dimensions: depth is 9.17", length 17.95" and slope height 1.89"	
<b>Keyboard</b>	Goldtouch	Goldtouch Go!2 Bluetooth Wireless Mobile Keyboard	<ul style="list-style-type: none"> <li>• Combine the portability and comfort of a fully ergonomic Goldtouch mobile keyboard with the best in Bluetooth technology, and what do you get? The elegant Go!2 Bluetooth Wireless Mobile Keyboard. With full-sized keys and all the benefits of Bluetooth technology, the Wireless Mobile Keyboard is truly the perfect companion for the on-the-go worker.</li> <li>• <b>Enjoy patented Goldtouch comfort:</b> With our patented lock and lever system, find perfect fit with adjustments from 0° to 30° along the horizontal plane and 0° to 30° along the vertical plane.</li> <li>• <b>No cord catches or tangles:</b> Bluetooth technology will sync this cordless keyboard with all your mobile devices.</li> <li>• <b>Goes where you do:</b> Light, slim, and easy to fold, the Go!2 Bluetooth Wireless Mobile Keyboard is as portable as any of your mobile devices.</li> <li>• <b>Take advantage of driver-free installations:</b> The Goldtouch Go!2 Bluetooth Wireless Mobile Keyboard is compatible with Windows 7, 8, 10, Vista, XP, and 2000, and Mac 10.4 and above. Just pair and play! Additionally, this keyboard has multimedia key support for both Windows and Mac OS.</li> </ul> Dimensions: Width: 13.5 inches, Depth (front-to-back): 6 inches, Height .9 inches	




**County of Los Angeles**  
**Commonly Ordered Equipment**  
**Ergonomics Standard Product List**  
Last update: 8/04/2023

PRODUCT TYPES	MANUFACTURERS	MODEL NO.	DESCRIPTIONS	PICTURES
<b>Numeric Keypad</b>	Goldtouch	GTC-0077 - Goldtouch Numeric Pad, USB Black (To be paired with the Goldtouch Keyboard)	<ul style="list-style-type: none"> <li>Allows you to do all your calculations from the keypad; errors are reduced, and efficiency is enhanced</li> <li>Keyboard plugs directly into USB port in numeric keypad</li> <li>The keypad has all the functions that will make you work efficiently in Excel spreadsheets by providing easy access to essential keys such as Tab, Escape, Backspace and also frequently needed symbols.</li> </ul> Dimensions: 6" length x 3-3/4" wide x 1" high	
<b>Keyboard Tray</b>	Humanscale Sales Rep: Harvey Thompson 310-486-6119 hthompson@humanscale.com	Combo Platform 6G10090F22	Combo Platform with 9"Clip Mouse with synthetic leather foam with 22" track.	
<b>Keyboard Tray</b>	Humanscale Sales Rep: Harvey Thompson 310-486-6119 hthompson@humanscale.com	6G550F22	Height adjustment range is 7" and comes with synthetic foam wrist rest. 550 tray is designed to keep both mouse and keyboard on same surface allowing closer reach to mouse.  Dimensions: 7" = 1.75" above track and 5.25" below track	  





**County of Los Angeles**  
**Commonly Ordered Equipment**  
**Ergonomics Standard Product List**  
Last update: 8/04/2023

PRODUCT TYPES	MANUFACTURERS	MODEL NO.	DESCRIPTIONS	PICTURES
<b>Keyboard Tray</b>	Workrite Sales Rep: Joel Nobel 949-579-0674 jnoble@workriteergo.com	<u>Platform</u> Banana-Board Platform UB2180S25  <u>Track</u> Pinnacle 2-VALUE 3175-22NB (22" track) 3175-17NB (17" track)	<ul style="list-style-type: none"> <li>• Injection molded plastic platform includes a document holder and cable management system</li> <li>• Adjustable mouse platform is constructed from ultra-thin phenolic materials and slides easily from side to side for both left or right handed users</li> <li>• Removable memory foam palm support</li> <li>• Platform requires radius or diagonal of 12" or more for proper installation and use</li> </ul>	
<b>Keyboard Tray</b>	Workrite Sales Rep: Joel Nobel 949-579-0674 jnoble@workriteergo.com	<u>Platform</u> Microsoft Natural Banana-Board Keyboard Tray – UB2181SN25  <u>Track</u> Pinnacle 2-VALUE 3175-22NB (22" track) 3175-17NB (17" track)	<ul style="list-style-type: none"> <li>• Ultra-thin phenolic platform design is contoured to accommodate the Microsoft Natural Keyboard and includes our Optimizer document holder and cable management system</li> <li>• Adjustable mouse platform slides easily from side to side for both left or right handed users</li> <li>• Platform requires radius or diagonal of 12" or more for proper installation and use</li> </ul>	
<b>Keyboard Tray</b>	Workrite Sale Rep: Joel Nobel 949-579-0674 jnoble@workriteergo.com	<u>Platform</u> Revo 2227-17 (17" track length) 2227-22 (22" track length)  <u>Track</u> Pinnacle 2-VALUE 2172-22 (22" track) 2172-17 (17" track)	<p>The Revo System features a versatile Mouse-Over platform designed for use in mouse intensive or limited reach applications and is a good solution for straight or corner workspace applications.</p> <p>Revo is available as a solo platform or as part of a complete system that includes our Pinnacle 2 keyboard arm with maintenance-free 17" or 22" ball bearing track. The platform is constructed from durable ultra-thin phenolic and features a built-in document holder and cable manager.</p> <ul style="list-style-type: none"> <li>• Includes Optimizer document holder &amp; cable management.</li> <li>• UltraThin™ .25" solid phenolic construction</li> <li>• Removable memory foam palm support</li> </ul>	 


**County of Los Angeles  
Commonly Ordered Equipment  
Ergonomics Standard Product List  
Last update: 8/04/2023**

PRODUCT TYPES	MANUFACTURERS	MODEL NO.	DESCRIPTIONS	PICTURES
<b>Keyboard Tray</b>	Grand Stands Sales Rep: Thad Brennan 626 926-5319 Thad@grandstands.com	15810K-1  20"x10" Platform with 9" Flexmouse Tray	<ul style="list-style-type: none"> <li>1/4 "thick life-time material</li> <li>Non-skid pads, wire mouse guard and microfilm mousing surface.</li> <li>Adjustable flex mouse platform for multiple way use; left and right-handed option available.</li> </ul>	 <p style="text-align: center;">CLOSE</p>
<b>Keyboard Wrist Rest</b>	Kensington	Wrist Pillow® Keyboard Wrist Rest – Black  735353228015	<ul style="list-style-type: none"> <li>Pillow foam for soft, durable support</li> <li>Rest provides comfortable support that's wide enough for any keyboard and numeric pad</li> <li>Wide support works with all keyboard widths and styles</li> <li>Large surface eliminates pressure points to improve comfort</li> <li>Wrist rest easily conforms to wrist without restricting motion</li> </ul> <p>Dimensions: 19.25"L X 3.5" W X 1.0" H</p>	
<b>Laptop Holder</b>	3M	3M™ (adjustable) Vertical riser	<p>3M™ Vertical riser in black color measuring 9.5" x 8.25" x 8" has non-skid base with holding ledge and provides 3" vertical height adjustment for convenient use. Riser is compatible with most docking stations.</p> <ul style="list-style-type: none"> <li>Black</li> <li>Tilt angle: 90 deg</li> <li>Positions your notebook screen at an ergonomically correct height and helps free up desk space</li> <li>Riser has 3 inches of vertical adjustability and is compatible with most docking stations</li> <li>Weight capacity: 5 - 20 lbs.</li> </ul> <p>Dimensions: 9.5"H x 8.25"W x 8" L</p>	





**County of Los Angeles  
Commonly Ordered Equipment  
Ergonomics Standard Product List  
Last update: 8/04/2023**

PRODUCT TYPES	MANUFACTURERS	MODEL NO.	DESCRIPTIONS	PICTURES
<b>Laptop Holder</b>	Ergotron Sales Rep: Dale Rusnak 925-808-9335 Dale.Rusnak@ergotron.com	Ergotron laptop holder Neo-Flex® Notebook Lift Stand (black)  33-334-085	<ul style="list-style-type: none"> <li>Includes stand, cable ties, hook and loop, adhesive non-slip pads</li> <li>Designed for use with a separate, external keyboard for proper ergonomics</li> <li>Height Adjustment: A combination of lift and tilt can move the height of a notebook's screen through a 6" (15 cm) range</li> <li>Offers true ergonomic height/tilt adjustment—six-inch (15 cm) motion range places top of screen at proper eye level for maximum viewing comfort</li> <li>Up to 360° of side-to-side swivel</li> <li>Weight adjustable design—3.5–14 lbs. is compatible with most laptops, with or without port replicator</li> <li>Product Weight: 3.6 lbs.</li> </ul> <p>Warranty: 3 year</p>	
<b>Monitor Arms</b>	Grand Stands Sales Rep: Thad Brennan 626 926-5319 Thad@grandstands.com	Pro ERGOFlex2 LCD Monitor Arm Desk Grommet & Clamp Mount	<ul style="list-style-type: none"> <li>New, Sleek Low-Profile Design; VESA Mount Compliant</li> <li>13" of Instant Height Range Plus Additional Pole Height Adjustment</li> <li>Standard 12" Pole, Optional 16" or 24" Pole for Additional Height Range</li> <li>Wire Management Channels to Keep Your Workspace Looking Clean &amp; Organized</li> <li>Silver Finish with White Accents; Supports Monitors Up to 20 lbs.</li> </ul>	
<b>Monitor Arms</b>	Humanscale Sales Rep: Harvey Thompson 310-486-6119 hthompson@humanscale.com	M/Flex	<ul style="list-style-type: none"> <li>The M/Flex monitor system enables swift and simple reconfigurations without disrupting existing equipment or adding new components.</li> <li>Providing unprecedented flexibility, M/Flex supports up to six monitors from a single post, in any configuration, or up to twelve monitors from two posts connected via crossbars.</li> </ul>	
<b>Monitor Riser</b>	3M	Adjustable Monitor Stand, MS80B	<ul style="list-style-type: none"> <li>Contemporary design with stacking columns raises monitor from 1" to 5 7/8" in increments of 1 5/8" to an ergonomically correct level</li> <li>Features 11" of storage space underneath to maximize desk space</li> </ul>	
<b>Mouse</b>	Contour Design	RollerMouse RED (wireless)	<ul style="list-style-type: none"> <li>RollerMouse RED center pointing device was based upon</li> </ul>	




**County of Los Angeles**  
**Commonly Ordered Equipment**  
**Ergonomics Standard Product List**  
Last update: 8/04/2023

PRODUCT TYPES	MANUFACTURERS	MODEL NO.	DESCRIPTIONS	PICTURES
	Sales Rep: Lili Aguilar 818-481-2909 lilia@contourdesign.com	RollerMouse RED+ (wireless)	<p>ergonomic expertise and inspired by users creating a modern ergonomic design with ultra-high precision and quality while maintaining a comfortable posture.</p> <ul style="list-style-type: none"> <li>RollerMouse Red helps to eliminate reaching for a traditional mouse: relieving neck, shoulder, elbow, and wrist pain.</li> </ul> <p>Dimensions (height x width x depth):  0.9 in x 16.15 in, 4.0 in (RED);  0.9 in x 16.75 in, 6.0 in (RED+) has deeper palm rest for users with larger hands, longer fingers)</p>	
<b>Mouse</b>	Contour Design Sales Rep: Lili Aguilar 818-481-2909 lilia@contourdesign.com	RollerMouse Mobile (wireless)	<ul style="list-style-type: none"> <li>The RollerMouse Mobile is the compact version of RollerMouse.</li> <li>Weighing 0.6 lbs.</li> <li>it is the perfect on-the-go ergonomic device for those who travel or take to meetings, enables user the freedom to work from anywhere. Inc easy to fold cover.</li> <li>RollerMouse Mobile combines portability with all the ergonomic benefits and functionality as every RollerMouse device.</li> </ul> <p>Dimensions (height x width x depth):  0.9 in x 12 in x 2.2 in</p>	
<b>Mouse</b>	Contour Design Sales Rep: Lili Aguilar 818-481-2909 lilia@contourdesign.com	SliderMouse Pro - Slim (wireless)	<p>The SliderMouse Pro is a centered mouse with mechanical sliderbar</p> <p>Dimensions - 15 in x 4.8 in x 0.9 in</p>	
<b>Mouse</b>	Contour Design Sales Rep: Lili Aguilar 818-481-2909 lilia@contourdesign.com	UniMouse (wireless) Specify Left or Right-Handed	<ul style="list-style-type: none"> <li>Posture variation is the cornerstone of ergonomics, which is why we designed</li> <li>Unimouse so that you can explore its 4 friction-based points of articulation to find your own unique comfort.</li> <li>Effortlessly switch postures on the fly and engage different muscles and tendons while avoiding fixed, static positions.</li> <li>Fully adjustable and may be inverted into vertical or semi-vertical mouse with tilt range of 35-70 degrees movable</li> </ul>	





**County of Los Angeles**  
**Commonly Ordered Equipment**  
**Ergonomics Standard Product List**  
Last update: 8/04/2023

PRODUCT TYPES	MANUFACTURERS	MODEL NO.	DESCRIPTIONS	PICTURES
			<ul style="list-style-type: none"> <li>thumb support in all directions</li> <li>Adjusts to fit all hand sizes.</li> </ul>	
<b>Mouse</b>	Goldtouch	Semi-Vertical Mouse (wireless (right-handed))	<ul style="list-style-type: none"> <li>The Goldtouch Semi-Vertical Mouse was created with an optimal slope of 66 degrees for the user who wants a mouse that is midway between a traditional ergonomic mouse and vertical mouse.</li> <li>Unlike vertical mice, you'll have the power of gravity on your side when it comes to clicking, so you won't have to use as much movement between the thumb and fingers (which in turn can require more pinching of your muscles and nerves).</li> <li>Sizing: Users with hands up to 7.5" can comfortably use this mouse. If the attachment flange accessory is added, users with hands up to 8" can comfortably use this mouse.</li> </ul>	
<b>Mouse</b>	Posturite	Penguin Ambidextrous Vertical Mouse (wireless)	<ul style="list-style-type: none"> <li>The vertical alignment encourages a more ergonomic operating position</li> <li>Ambidextrous Design- Central 'bow-tie' switch allows for easy transition between right and left handed use.</li> <li>Easy-glide symmetrical base - Allows the user to rest either hand comfortably alongside the vertical structure, encouraging the use of the bigger muscles in the fore and upper arm to maneuver the mouse. Fine cursor control is still achievable with small hand and/or finger movements</li> <li>Precision performance laser - Provides accurate tracking on typical work surfaces</li> <li>Adjustable 400, 600, 800 or 1200 dpi settings- Encourages fast and precise operating movements</li> <li>Precision scroll wheel - For fast, accurate document scrolling</li> <li>Soft key touch - Low activation force and full key travel distance provides keying comfort</li> </ul>	  <p>Wh SMAI MED LARG For guik</p>
<b>Mouse Wrist Rest</b>	Kensington	Wrist Pillow® Mouse Wrist Rest – Black  73535578226	<ul style="list-style-type: none"> <li>Pillow foam for soft, durable support</li> <li>Non-skid base keeps wrist rest firmly in place</li> <li>Rest provides comfortable support that's large enough for any mouse or trackball</li> <li>Large surface eliminates pressure points to improve comfort</li> <li>Wrist rest easily conforms to hand without restricting motion</li> <li>Large mousing surface for all-day ease and comfort</li> </ul>	




**County of Los Angeles**  
**Commonly Ordered Equipment**  
**Ergonomics Standard Product List**  
Last update: 8/04/2023

PRODUCT TYPES	MANUFACTURERS	MODEL NO.	DESCRIPTIONS	PICTURES
<b>Mouse Wrist Rest</b>	IMAK Ergo	Wrist Cushion for Mouse	<ul style="list-style-type: none"> <li>IMAK Ergo Wrist Cushion for Mouse is filled with massaging ergobeads, making for the most comfortable ergonomic wrist support available. The unique design is shaped for easy maneuvering of the mouse, while comfortably supporting your wrist and forearm for eliminate stress.</li> </ul>	
<b>Seating -  FOR SHERIFF USE ONLY</b>	Office Master Sales Rep: Peter Trevino 310-938-8448 Peter@EPICtrends.net	<p>A) Weight Capacity - 350 lbs. 1) IU76PD - JR-BN 2) IU79PD - JR-BN</p> <p>B) Weight Capacity - 400 lbs. 1) MX84PD - JR-BN 2) MX84IU -JR-BN</p>	<ul style="list-style-type: none"> <li>Seat Depth: 18" – 20.5" Seat Width: 22" Seat Height: 17" – 22" Back Adjustability: 4" Back Height: 22" Back Width: 22"</li> </ul> <p>For intensive use applications that require an extra measure of toughness and reliability. Built with a heavy-duty structure and upholstered with memory foam in the seat and in fabrics that feature high double-rub count.</p> <p>Arm rests – JR-BM = Height adjustable T arms with fold-back feature with ballistic nylon upholstered arm pads.</p> <ul style="list-style-type: none"> <li>Seat Depth: 18" – 21.1" Seat Width: 22" Seat Height: 17" – 22" Back Adjustability: 4" Back Height: 28" Back Width: 19.5" Weight Capacity: 300 lbs Warranty: 7 year</li> </ul>	
<b>Seating - Petite</b>	Office Master Sales Rep: Peter Trevino 310-938-8448 Peter@EPICtrends.net	Paramount PT69-KR-200	<p>Seat Depth: 16.5 - 19" Seat Width: 19" Seat Height: 17" – 22" Back Adjustability: 3" Back Height: 22" Back Width: 17" Arm Width (horizontal - in &amp; out adjustment): 1" per side only KR 200 (JR 77 doesn't adjust horizontally) Arm Height (vertical – up &amp; down adjustment): KR 200 – 2.75 or JR 77 – 4.25"</p> <p>Weight Capacity: 300 lbs. Warranty: 12 year</p>	





**County of Los Angeles  
Commonly Ordered Equipment  
Ergonomics Standard Product List  
Last update: 8/04/2023**

PRODUCT TYPES	MANUFACTURERS	MODEL NO.	DESCRIPTIONS	PICTURES
<b>Seating - Petite</b>	Sitmatic Sales Rep: Nathan Kelly 562-833-9926 nate@sitmatic.com	GoodFit GU22 SE SH10 NC + 1A (with Nano Cylinder)	Seat Depth: 17.0" – 19.50" Seat Width: 19.0" Seat Height: 15" – 17.75" Back Adjustability: 6" Back Height: 21" Back Width: 18"  Weight Capacity: 300 lbs. Warranty: 10 year	
<b>Seating - Petite</b>	RFM Sales Rep: John Fuiere 714-609-9312 pcschairguy@aol.com	Trademark 2515-480-13B-65MM- 23A-55C	Seat Depth: 17.5" Seat Width: 18.5" Seat Height: 18" – 20.5" Back Adjustability: 3.5" Back Height: 20.0" Back Width: 19.0" Arm Width (horizontal - in & out adjustment) Arm Height (vertical – up & down adjustment): 08A: 3"  Weight Capacity: 300 lbs. Warranty: 12 year	
<b>Seating - Petite</b>	RFM Sales Rep: John Fuiere 714-609-9312 pcschairguy@aol.com	Evolve 1535-23A- 480S-13B-65MM-68L  NOTE: Adjustable air lumbar for upper and lower back.	Seat Depth: 17.5" Seat Width: 18.5" Seat Height: 17.27" – 19.75" Back Adjustability: 3" Back Height: 23.5" Back Width: 19.0"  Weight Capacity: 300 lbs. Warranty: 12 year	
<b>Seating - Petite - Wide</b>	Office Master Sales Rep: Peter Trevino 310-938-8448 Peter@EPICtrends.net	PT 74-KR200	Seat Depth: 17.0 - 19.5" Seat Width: 20" Seat Height: 17.0 – 22.0" Back Adjustability: 3" Back Height: 18.0" Back Width: 17.0"  Weight Capacity: 300 lbs. Warranty: 12 year limited	




**County of Los Angeles  
Commonly Ordered Equipment  
Ergonomics Standard Product List  
Last update: 8/04/2023**

PRODUCT TYPES	MANUFACTURERS	MODEL NO.	DESCRIPTIONS	PICTURES
<b>Seating - Petite - Wide</b>	Sitmatic Sales Rep: Nathan Kelly 562-833-9926 nate@sitmatic.com	GoodFit GU23 SE SH20 + 1A	<p>Seat Depth: 17.0" to 19.5"  Seat Width: 21.0"  Back Height: 16.75" – 20.25"  Backrest Adjustability: 6"  Back Height: 21.0"  Back Width: 18.0"</p> <p>Weight capacity: 300lbs  Warranty: 10 year</p>	
<b>Seating - Petite - Wide</b>	RFM Sales Rep: John Fuiere 714-609-9312 pcschaiguy@aol.com	Trademark 2515-422-23A	<p>Seat Depth: 17.5"  Seat Width: 20.5"  Seat Height: 18.5" – 21.75"  Back Adjustability: 3.5"  Back Height: 20"  Back Width: 19"  Arm Width (horizontal - in &amp; out adjustment): 1" per side only  KR 200 (JR 77 doesn't adjust horizontally)  Arm Height (vertical – up &amp; down adjustment): KR 200 – 2.75", JR 77 - 4.25"</p> <p>Weight Capacity: 300 lbs.  Warranty: 12 year limited</p>	
<b>Seating - Standard</b>	Office Master Sales Rep: Peter Trevino 310-938-8448 Peter@EPICtrends.net	Paramount PT78-KR-200	<p>Seat Depth: 18 – 20.5"  Seat Width: 21"  Seat Height: 17 – 22"  Back Adjustability: 4"  Back Height: 22"  Back Width: 19.5"  Arm Width (horizontal - in &amp; out adjustment): 1" per side only  KR 200 (JR 77 doesn't adjust horizontally)  Arm Height (vertical – up &amp; down adjustment): KR 200 – 2.75", JR 77 - 4.25"</p> <p>Weight Capacity: 300 lbs.  Warranty: 12 year limited</p>	




**County of Los Angeles  
Commonly Ordered Equipment  
Ergonomics Standard Product List  
Last update: 8/04/2023**

PRODUCT TYPES	MANUFACTURERS	MODEL NO.	DESCRIPTIONS	PICTURES
<b>Seating - Standard</b>	Sitmatic Sales Rep: Nathan Kelly 562-833-9926 nate@sitmatic.com	GU33 SE + 1A	Seat Depth: 19.0" – 21.5" Seat Width: 21.0" Seat Height: 16.75" – 20.25" Back Adjustability: 6" Back Height: 23.0" Back Width: 19"  Weight Capacity: 300 lbs. Warranty: 10 year	
<b>Seating - Standard</b>	RFM Sales Rep: John Fuire 714-609-9312 pcschaiguy@aol.com	Trademark 2535-23A	Seat Depth: 19" Seat Width: 20" Seat Height: 18.5" – 21.50" Back Adjustability: 3.5" Back Height: 24" Back Width: 19"  Weight Capacity: 300 lbs. Warranty: 12 year	
<b>Seating - Standard</b>	RFM Sales Rep: John Fuire 714-609-9312 pcschaiguy@aol.com	Evolve 1535-D-23A-68L  NOTE: Adjustable air lumbar for upper and lower back.	Seat Depth: 17.5" Seat Width: 18.5" Seat Height: 18.5" – 21.75" Back Adjustability: 3.5" Back Height: 23.5" Back Width: 19"  Weight Capacity: 300 lbs. Warranty: 12 year	
<b>Seating - Slim/Tall</b>	Office Master Sales Rep: Peter Trevino 310-938-8448 Peter@EPICtrends.net	PT79-KR300  NOTE: Chair is made for an employee that is over 6'3" tall.	Seat Depth: 21.5" – 24.6" Seat Width: 23.5" Seat Height: 19" - 25" Back Adjustability: 4" Back Height: 28" Back Width: 19.5" Arm Width (horizontal - in & out adjustment): 1" per side only KR 200 (JR 77 doesn't adjust horizontally) Arm Height (vertical – up & down adjustment): KR 200 – 2.75", JR 77 - 4.25"  Weight Capacity: 300 lbs. Warranty: 12 year	



**County of Los Angeles  
Commonly Ordered Equipment  
Ergonomics Standard Product List  
Last update: 8/04/2023**

PRODUCT TYPES	MANUFACTURERS	MODEL NO.	DESCRIPTIONS	PICTURES
<b>Seating - Slim/Tall</b>	RFM Sales Rep: John Fuire 714-609-9312 pcschaiguy@aol.com	Trademark 2535-899  NOTE: Adjustable air lumbar for upper and lower back.  NOTE: Chair is made for an employee that is over 6'3".	Seat Depth: 19" Seat Width: 20" Seat Height: 18.5" – 21.75" Back Adjustability: 3.5" Back Height: 24" Back Width: 19"  Weight Capacity: 300 lbs. Warranty: 12 year	
<b>Seating - Slim/Tall</b>	Sitmatic Sales Rep: Nathan Kelly 562-833-9926 nate@sitmatic.com	381 SY XC + 1A Boss Task  NOTE: Chair is made for an employee that is over 6'3".	Seat Depth: 21" – 23.5" Seat Width: 21" Seat Height: 18" – 25" Back Adjustability: 6" Back Height: 22.75" Back Width: 19.5" Arm Width (horizontal - in & out adjustment): 2" range per side for +1N armrest option (width adjusts by fingertip lever; 6 positions; 10" long by 4") Arm Height (vertical – up & down adjustment): 4" range for 1N armrest option (height adjusts by fingertip lever; 10 positions; 10" long by 4")  Weight Capacity: 400 lbs. Warranty: 10 year	
<b>Seating - Heavy/Wide</b>	Office Master Sales Rep: Peter Trevino 310-938-8448 Peter@EPICtrends.net	MXIU 84  (petite backrest)	Seat Depth: 17" – 19.5" Seat Width: 24" Seat Height: 18" – 23" Back Adjustability: 4" Back Height: 20" Back Width: 23.5" Arm Width (horizontal - in & out adjustment): 1" per side only KR 200 (JR 77 doesn't adjust horizontally) Arm Height (vertical – up & down adjustment): KR 200 – 2.75", JR 77 - 4.25" Cylinder:  Weight Capacity: 400 lbs. Warranty: 12 year	


**County of Los Angeles  
Commonly Ordered Equipment  
Ergonomics Standard Product List  
Last update: 8/04/2023**

PRODUCT TYPES	MANUFACTURERS	MODEL NO.	DESCRIPTIONS	PICTURES
<b>Seating - Heavy/Wide</b>	Office Master Sales Rep: Peter Trevino 310-938-8448 Peter@EPICtrends.net	MXIU 88  (standard backrest)	Seat Depth: 17" – 19.5" Seat Width: 24" Seat Height: 18" – 23" Back Adjustability: 4" Back Height: 25" Back Width: 23.5" Arm Width (horizontal - in & out adjustment): 1" per side only KR 200 (JR 77 doesn't adjust horizontally) Arm Height (vertical – up & down adjustment): KR 200 – 2.75", JR 77 - 4.25" Cylinder:  Weight Capacity: 400 lbs. Warranty: 12 year	
<b>Seating - Heavy/Wide</b>	Sitmatic Sales Rep: Nathan Kelly 562-833-9926 nate@sitmatic.com	GoodFit Plus Size Chair GU44 SY + 1A	Seat Depth: 22.0" – 24.5" Seat Width: 24" Seat Height: 16.75 – 20.25" Back Adjustability: 6" Back Height: 23.0" Back Width: 21.0" Arm Width (horizontal - in & out adjustment): 2" range per side for +1N armrest option (width adjusts by fingertip lever; 6 positions; 10" long by 4") Arm Height (vertical – up & down adjustment): 4" range for 1N armrest option (height adjusts by fingertip lever; 10 positions; 10" long by 4")  Weight Capacity: 400 lbs. Warranty: 10 year	
<b>Seating - Heavy/Wide</b>	RFM Sales Rep: John Fuire 714-609-9312 pcschaiguy@aol.com	Trademark BT28	Seat Depth: 20" Seat Width: 24" Seat Height: 18.5" – 22" Back Adjustability: 4" Back Height: 24" Back Width: 19"  Weight Capacity: 500 lbs. Warranty: 12 year	




**County of Los Angeles  
Commonly Ordered Equipment  
Ergonomics Standard Product List  
Last update: 8/04/2023**

PRODUCT TYPES	MANUFACTURERS	MODEL NO.	DESCRIPTIONS	PICTURES
<b>Seating - Heavy/Wide</b>	RFM Sales Rep: John Fuire 714-609-9312 pcschaiguy@aol.com	Evolve BT16-2004-25A-60L	Seat Depth: 22" Seat Width: 24" Seat Height: 19.25" – 22.75" Back Adjustability: 2.75" Back Height: 19.5" Back Width: 18.5"  Weight Capacity: 400 lbs. Warranty: 12 year	
<b>Seating - Stool</b>	Sitmatic Sales Rep: Nathan Kelly 562-833-9926 nate@sitmatic.com	GoodFit GU13 OT SS TK + 1N	Seat Depth: 19.0" – 21.5" Seat Width: 21.0" Seat Height: 24.5" – 34.0" Back Adjustability: 6" Back Height: 17.0" Back Width: 17.0"  Weight Capacity: 300 lbs. Warranty: 10 year	


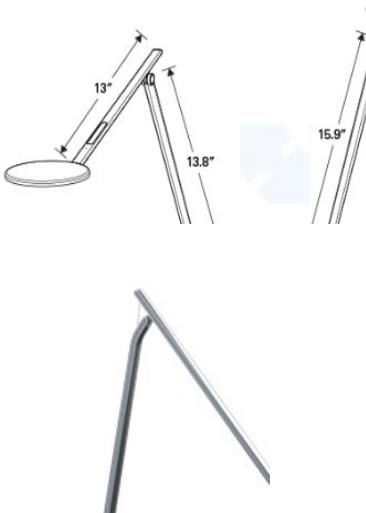
**County of Los Angeles  
Commonly Ordered Equipment  
Ergonomics Standard Product List  
Last update: 8/04/2023**

<b>Seating - Executive Chair</b>	RFM Sales Rep: John Fuire 714-609-9312 pcschaiguy@aol.com	<b>A) PETITE:</b> 4515 Medium Managers Chair 25" resin base.  <b>B) STANDARD:</b> 4585 Executive High Back Chair 27" resin base.	<b>A)</b> Seat Depth: 18.5" – 20.5" Seat Width: 19.5" Seat Height: 19.6" – 23" Back Adjustability: 4" Back Height: 22.75" Back Width: 20.25" Arm Width (horizontal - in & out adjustment): Arm Height (vertical – up & down adjustment):  <b>B)</b> Seat Depth: 20" – 22" Seat Width: 21" Seat Height: 19.5" – 22.75" Back Adjustability: 4" Back Height: 30" Back Width: 22" Arm Width (horizontal - in & out adjustment): Arm Height (vertical – up & down adjustment):  Weight Capacity: 300 lbs. Warranty: 10 year	
<b>Sit and Stand Electric Table</b>	Ergotron Sales Rep: Dale Rusnak 925-808-9335 Dale.Rusnak@ergotron.com	Workfit Electric Sit-Stand Desk  1) 98-353-921 46 inches wide 2) 98-354-921 58 inches wide  NOTE: Must purchase tabletop with legs.	Height ranges must be at least 23" to 49".	N/A
<b>Sit and Stand Electric Table</b>	Grand Stands Sales Rep: Thad Brennan 626 926-5319 Thad@grandstands.com	Stage: L3	Height ranges must be at least 23" to 48".	N/A
<b>Sit and Stand Electric Table</b>	Workrite Sales Rep: Joel Nobel 949-579-0674 jnoble@workriteergo.com	1) Sierra HX 2) Fundamental EX	Height ranges must be at least 22.5" to 48.7".	N/A


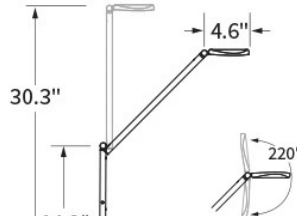

**County of Los Angeles**  
**Commonly Ordered Equipment**  
**Ergonomics Standard Product List**  
**Last update: 8/04/2023**

<b>Sit and Stand Desk Converted</b>	Uplift Desk	E7 Electric Standing Desk Converter	<ul style="list-style-type: none"> <li>• Quickly switch between seated height and standing height with the touch of a button</li> <li>• Detachable, tiered keyboard tray holds both keyboard and mouse pad</li> <li>• Not limited by weight, lift anything from 0 to 110 lb</li> <li>• Lowered keyboard tray allows your seated height to be ergonomic - most other converters make your seated height higher and worse</li> <li>• Build one customized to your preference with over 24 combinations possible</li> <li>• Sits on top of your current desk with no clamping or mounting required</li> <li>• Built-in Advanced Memory Keypad remembers your preferred heights</li> <li>• Single monitor ready, add the dual monitor arm accessory to hold two</li> <li>• Generous height range of 21" fits a wide range of users</li> <li>• The monitor arms can rotate from portrait to landscape</li> <li>• Warranty: 15 year</li> </ul> Keyboard tray dimensions 28" W x 10.5" D x 0.75" H Desktop dimensions 30" W x 21.5" D x 0.75" H Required desktop depth 26" The keyboard tray measures 25.5" to 49.5" in height.	
<b>Sit and Stand Desk Converted</b>	Ergotron Sales Rep: Dale Rusnak 925-808-9335 Dale.Rusnak@ergotron.com	WorkFit-TX (Hand-held Adjustment)	<ul style="list-style-type: none"> <li>• Delivers leading ergonomics sitting or stand with 17" of vertical height adjustment, plus 3" of keyboard adjustment</li> <li>• Thoughtful, ultra-low design offers a sleek look and ergonomic fit for a wide range of users</li> <li>• Large worksurface keep office essential nearby</li> <li>• Drop-down tray places your keyboard at the most comfortable ergonomic position</li> </ul> Dimensions: Worksurface 32" X 27" Keyboard Tray: 28" X 8" Warranty: 5 year	
<b>Sit and Stand Converted</b>	Ergotron Sales Rep: Dale Rusnak 925-808-9335 Dale.Rusnak@ergotron.com	33-351-200 (single) 33-349-200 (dual)  NOTE: Desk Clamp attaches to surface edge .47" to 2.4" (1.2 to 6 cm) thick	<ul style="list-style-type: none"> <li>• Convert any surface into an adjustable-height standing desk with the attachment of the WorkFit-S. Make computing comfortable for prolonged periods—stand up whenever you want.</li> </ul>	

**County of Los Angeles**  
**Commonly Ordered Equipment**  
**Ergonomics Standard Product List**  
**Last update: 8/04/2023**

<p><b>Sit and Stand Platform</b></p>	<p>Workrite  Sales Rep:  Joel Nobel  949-579-0674  jnoble@workriteergo.com</p>	<p>Ultra-Thin Platform and Extended Range Arms  22" – Pinnacle AD</p> <p>UB185-25 (platform)  /3176-22TG (track)</p> <p>NOTE: Designs for Petite person</p>	<p>Compact Platform System</p> <ul style="list-style-type: none"> <li>• Sized for compact keyboards less than 6" deep</li> <li>• UltraThin™ .25" solid phenolic construction</li> <li>• Removable memory foam palm support</li> <li>• Right/Left configurable</li> <li>• Available in black</li> </ul> <p>Extended Range Arms – Pinnacle AD</p> <ul style="list-style-type: none"> <li>• Adjusts from 7.25" above to 53/4" below the work surface</li> <li>• Tilt range from -15° to +10°</li> <li>• 360 degree swivel for easy positioning and storage</li> <li>• Independent height and angle controls</li> <li>• Low profile ball bearing track is 5.75" wide and is available in 17", 22" or 28" length</li> </ul> <p>Available in black only</p> <ul style="list-style-type: none"> <li>• 17" track has 6" of platform storage</li> <li>• 22" track has 11" of platform storage</li> <li>• 28" track has 17" of platform storage</li> </ul>	
<p><b>Task Light</b></p>	<p>Humanscale  Sales Rep:  Harvey Thompson  310-486-6119  hthompson@humanscale.com</p>	<p>Nova task Light, Jet Black</p> <p>Size: Standard or XL</p> <ul style="list-style-type: none"> <li>• Clamp Base or Desktop Base</li> </ul>	<p>Designed to complement any work surface and enhance any workstyle, the new Nova task light offers endless adaptability in a striking, sculptural form. The custom lens and LED array create a uniform pool of glare-free light that can be adjusted exactly to each user's preference. Energy Star-certified to benefit people and the planet, Nova is a lighting solution for today and the future.</p> <p>Measurement:  Standard Size: Lower arm: 13.8"  Upper arm: 13"</p> <p>XL Size: Lower arm 15.9"  Upper arm: 15.1"</p>	

**County of Los Angeles  
Commonly Ordered Equipment  
Ergonomics Standard Product List  
Last update: 8/04/2023**

<b>Task Light</b>	Workrite Sale Rep: Joel Nobel 949-579-0674 jnoble@workriteergo.com	1) Astra 3 Double Arm - AST3-DA-WOB-S  2) Astra 3 Table Base - LTG-TB-TD-S	<p>The Astra 3 Double Arm was designed to provide outstanding reach in a small footprint. With nearly 3 feet of extension from the base and a 270° rotating head, the Astra 3 Double Arm puts illumination exactly where it is needed. The Astra 3 features intuitive touch button programmable controls, allowing the user to return to the same dimming level as last used. A simple double touch of the button adjusts light to maximum brightness instantaneously. Astra 3 can also be programmed for auto shut off after 5 or 10 hours of use and the plug in occupancy sensor maximizes energy savings by automatically turning off the light when the workspace is not in use.</p> <p><b>Features &amp; Benefits:</b></p> <ul style="list-style-type: none"> <li>• 34.9" Reach from base/mount</li> <li>• Multiple base options</li> <li>• Bright white light output: 3100K, 93 CRI</li> <li>• Included occupancy sensor</li> <li>• Continuous dimming from 100% – 5%</li> <li>• Touch button on/off &amp; dimming controls</li> <li>• 50,000+ hour life LED's (L70 rating)</li> <li>• 12 W transformer included: 24 V, 0.5 A</li> <li>• Class 2 transformer: 3" x 1.125" x 1.75"</li> </ul>	 <p>Dimensional Illustration:</p> 
<b>Voice Activation Software</b>	Zephyr-TEC Linda Harren 909-581-8243 lharren@zephyr-tec.com	<ul style="list-style-type: none"> <li>• Software</li> <li>• Training</li> </ul>	<p>Dragon® Version 15 takes voice command to the next level with enhanced features for greater accuracy and speed when creating documents, emailing, searching the web and more - at work, school, on the go, or in the office. Get the world's best-selling and most accurate speech recognition software for the PC, used by millions of people.</p>	
<b>Wheeled Case for Mobile Work Assignment</b>	<u>CODI</u>	C9020	<ul style="list-style-type: none"> <li>• Business organization system located in the front compartment</li> <li>• Telescoping twin tube handle for stability and easy towing</li> <li>• 1050D ballistic nylon and leather makes this case extremely lightweight and durable</li> <li>• Computer compartment includes a padded removable notebook sleeve that accommodates most 15.4 inch wide screens</li> <li>• Pyramid shaped pockets provide easy access to cell phones, boarding passes and PDAs</li> </ul> <p>Dimension: 14.5" L X 16" W X 8.8" H</p>	